


Directions for getting from Frankfurt airport (*Frankfurt Flughafen*) to the Mainz main train station (*Mainz Hauptbahnhof [Hbf]*)

[Last revision: July, 2025]

1. After landing at Frankfurt airport, follow the signs to Baggage claim (*Gepäckausgabe*)/ Train stations (*Bahnhöfe*) / Exit (*Ausgang*), which look like:



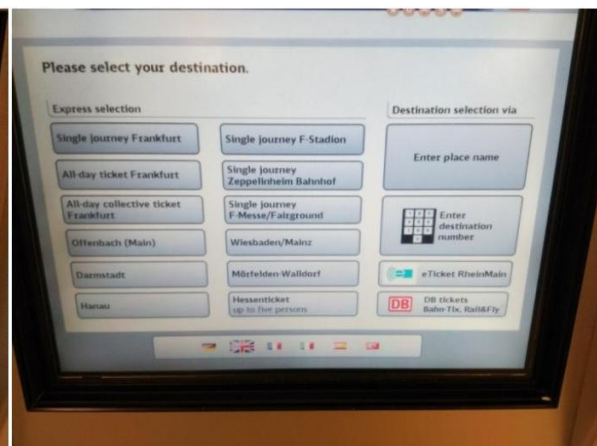
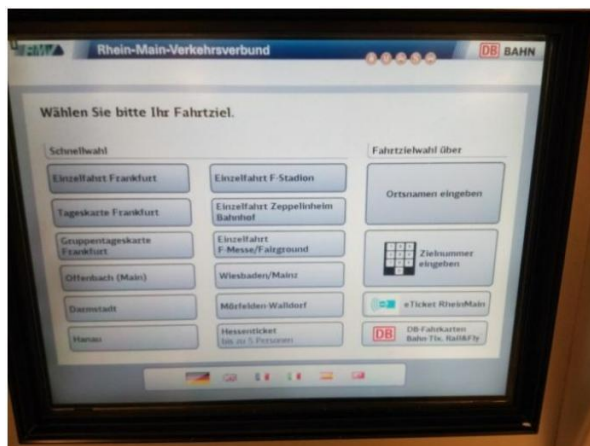
2. If you are arriving from outside the Schengen zone (the countries that allow passport-free travel across country borders), you will have to pass through border control before getting to baggage claim. A printout of your invitation letter to the school and copy of your return flight reservation should suffice for the border control agent.
3. Once you collect your baggage, pass through customs (green lanes if you have nothing to declare and red lanes if you have items to declare). There is no customs form to fill out if you have nothing to declare.
4. After the customs control area, you should look for signs for the train stations (*Bahnhöfe*)



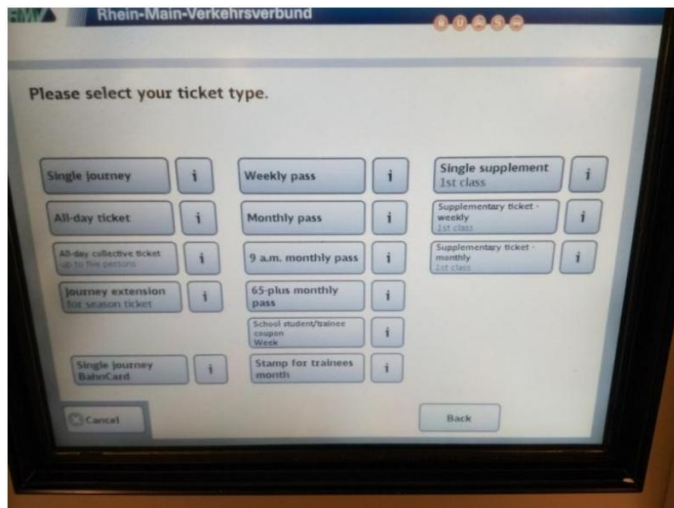
5. There are two sets of train tracks at the Frankfurt airport: tracks (*Gleis*) 1-3 are for the regional trains (*Regionalbahnhof*), while tracks 4-7 are for the long distance, inter-city trains (*Fernbahnhof*). You should head for track 3 to get a regional train. Tickets (*Fahrkarten*) must be purchased from a ticket kiosk or the Deutsche Bahn office (which is closed on Sundays). A bank of ticket kiosks looks like:



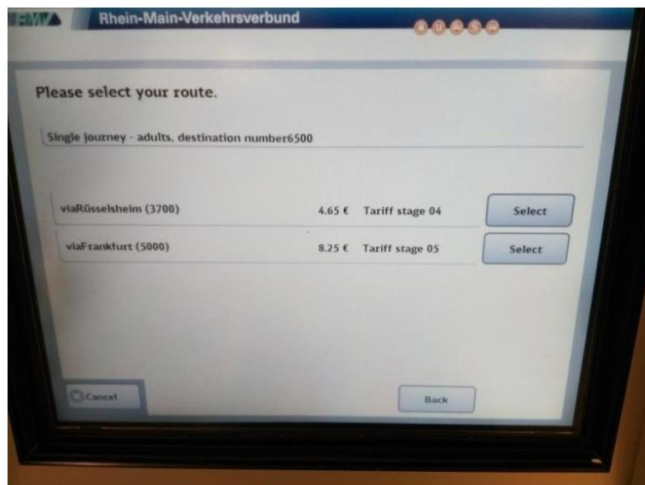
6. The ticket purchase screen is touch-based. Here are steps to navigate the ticket purchase screen:
- A. By default, the language interface is German. But you can change the language to English by touching the English flag at the bottom of the screen.



- B. Select the “Wiesbaden/Mainz” button if available. If not available, you can type it in manually by selecting “Enter place name” and then typing “Mainz Hauptbahnhof”. Next, you have to choose a ticket to purchase:



- C. You should select “Single journey,” then “Adult” ticket, and then “via Rüsselsheim (3700)” on the following screen:

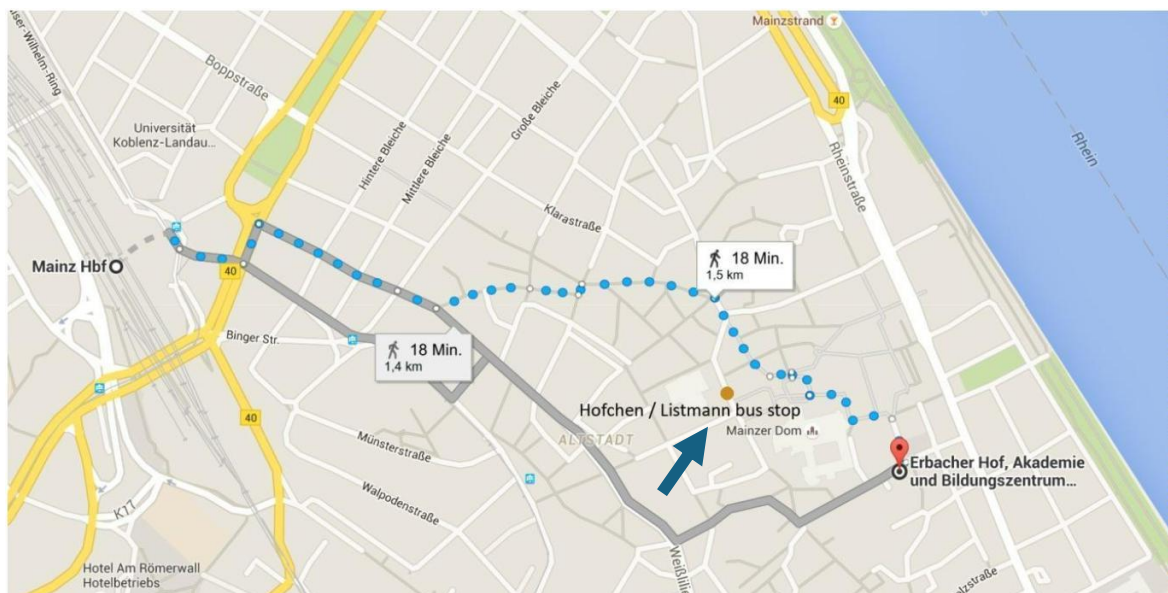


- D. Once you paid (approx.) 6,60 € and retrieve your ticket from the dispenser at the bottom, you should head to track 3.
7. The regular train going to the Mainz main train station (*Mainz Hbf*) is the S8, though your ticket is also valid for a regional train, which is slightly faster but less regular. The final destination of the S8 train is Wiesbaden Hbf, which will be on the front and sides of the train. Be aware that the S8 also runs towards Frankfurt, but that is the wrong direction (and the destination will be Hanau Hbf). Also note that the S9 train shares the same Wiesbaden Hbf destination as the S8 train, but the S9 will stay on the opposite side of the Rhein river and does not stop at Mainz Hbf.

If taking a regional train, the important information to verify is that the train will actually make a stop at Mainz, which should be listed on the overhead banner (in the example below, the destination of the train is “Bingen(Rhein) Hbf”, but it will also stop at Mainz Hbf):



8. On the S8, the sequence of stops is:
Frankfurt(M) Flughafen Regionalbf -> Kelsterbach -> Raunheim -> Rüsselheim -> Rüsselheim Opelwerk -> Mainz-Bischofsheim -> Mainz-Gustavsburg -> Mainz Römisches Theater -> Mainz Hbf,
which normally takes 26 minutes. Note there are a few stops labeled “Mainz,” but the correct exit is Mainz Hbf (short for Hauptbahnhof).
9. After exiting the train at Mainz Hbf, you can take a bus (the bus fare is included in your train ticket as a single onward journey) to the “Mainz Höfchen/Listmann”. Numerous buses will stop at Höfchen/Listmann, including bus lines 54, 55, 56, 57, 60, 61, 62, 63, 64, 65, and 71, and then it’s only a short walk to the hotel. Please make sure you are getting in the right direction (the bus schedule and its list of stops are next to each bus stand).
For those of you who wish to take a longer walk to the Erbacher Hof, it’s approx. 15-20 minutes away)!



10. The front entrance for the Erbacher Hof is clearly marked, and the reception desk is on the left when you enter.

